





BONNELL®

ALUMINUM



**SPECIAL SNOW
WHITE**
(391B8213)



REFLECTION
(392C1189)




NETWORK GRAY
(392B3856)



**L/G ZINC
PATINA**
(392B5012)



GRIZZLE GRAY
(392B337)




**SPECIAL DRIFT
OF MIST**
(391C0740)



**L/G AGREEABLE
GRAY**
(393B5771)



**KEYSTONE
GRAY**
(392B6965)




**TEXTURED
FUNCTIONAL GRAY**
(392C1187)



**BRAINSTORM
BRONZE**
(397C1130)



PORPOISE
(397C1129)



**TEXTURED
URBANE BRONZE**
(397B0814)



PEPPERCORN
(392B7029)



L/G IRON ORE
(392B6652)



TRICORN BLACK
(398A2546)



**TEXTURED SANDS
OF TIME 2**
(393B5537)



HEARTHSTONE
(394B1668)



**TEXTURED
REDWOOD TRAIL**
(394B1667)



RED BARN
(394B1547)



**L/G CORTEN
STEEL**
(394B1462)



**TEXTURED
EVERGREEN FOG**
(395C2412)



**TEXTURED
MOSS GREEN**
(395C2426)




ROCKY RIVER
(395C2595)




**TEXTURED
MOUNT ETNA**
(392C1186)




NAVAL
(396B6234)



BRIGHT SILVER
(399X440)



GINGER ALE
(399B045)



GOLDEN TICKET
(399D0308)



LIQUID COPPER
(399C6733)



DARK BRONZE
(399C7527)

THE FUTURE OF DESIGN IS HERE:
A new collection defined by color and extrusion




Simply said, colors add beauty, depth, and richness to our environment. We use color to express identity, emotions, and experiences. Just imagine how a variety of colors can enhance the symbolic meanings of an architectural project with excitement, joy, happiness, relaxation, and contentment.

Bringing your vision to reality, Bonnell Aluminum®, in collaboration with Sherwin-Williams®, a global leader in coating technology, is pleased to introduce this architectural coating color card. Featuring long-lasting protection and vibrant aluminum extrusion finishes, sample panels conform to American Architectural Manufacturers Association (AAMA) specifications 2605, 2604, and 2603.

By pairing Bonnell Aluminum's extrusion and finishing expertise with Sherwin-Williams' high-performance coatings, architectural customers can expect to receive top-tier products and complete solutions designed for superior durability and aesthetics.

Bonnell Aluminum® - Excellence Beyond Extrusion™



About Bonnell Aluminum®

Bonnell Aluminum® is a leading US-based manufacturer specializing in custom aluminum extrusions for various industries, including building & construction, automotive, and industrial applications. The company offers full-service aluminum extrusion solutions, from design to assembly, and custom finishes.

About Sherwin-Williams®

Sherwin-Williams is the leading manufacturer of coil and extrusion coatings in the world. With an enduring commitment to the endless possibility of color, our metal coatings offer incredible design freedom for countless industries. This guide is just a sample of over 50,000 colors available to you. Partner with the color and coatings experts and let's find the perfect match for all your projects

SHERWIN-WILLIAMS®

Sherwin-Williams® is a trademark of SWIMC LLC.